




KEEPING ANIMALS HEALTHY, HAPPY & BEAUTIFUL

Use this easy reference guide to help you choose the correct equipment for safe & efficient cat grooming. Below is a comprehensive list of blade & comb options for all types of Wahl clippers that are recommended for cat grooming.






BELLY SHAVE & SANITATION TRIM

When clipping these sensitive areas, all you need is a #10 blade on your choice of Wahl clipper.

-  5-in-1 Fine Blade set to #10
-  #10 Non Adjustable 5-in-1 Blade
-  #10 Ultimate Competition Blade



LION CUT

A #10 blade will leave a velvety smooth 1/16" cut.

-  5-in-1 Fine Blade set to #10
-  #10 Non Adjustable 5-in-1 Blade
-  #10 Ultimate Competition Blade

COMB CUT



For longer cut lengths, use a #30 blade with Stainless Steel Guide Combs. Ideal cutting lengths for cats range from 3/8"-1".

-  5-in-1 Fine Blade set to #30
-  #30 Ultimate Competition Blade

*Use of clipper vac system is recommended.

TOE TUFF TRIMMING

For quickly trimming overgrown paws & tufts, use a quiet trimmer with a #30 blade.

-  #30 Trimmer Blade
-  BravMini/Mini Arco Trimmer

The recommended 5-in-1 blades are for use with Wahl Arco, Bravura, Chromado, Figura, and Motion animal clippers.

The recommended Ultimate Competition blades are for use with Wahl KM Cordless, KM10, KM5, KM2, and Power Grip animal clippers.



This Cat Grooming Guide has been approved by Danelle German, Certified Feline Master Groomer & President of the National Cat Groomers Institute.